

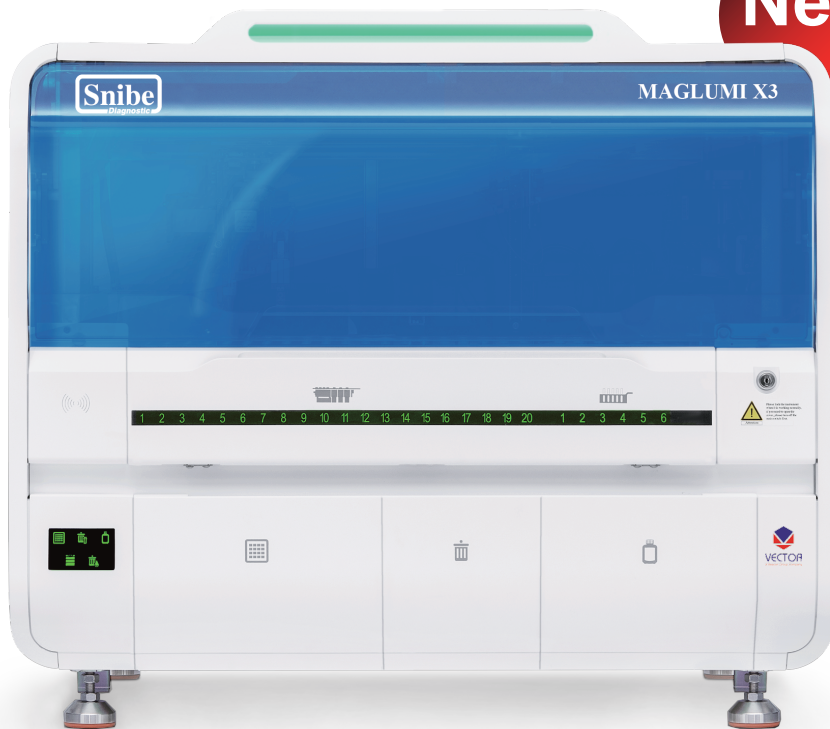
MAGLUMI[®] X3

Fully-auto Chemiluminescence Immunoassay (CLIA) System



VECTOR
A Beacon Group Company

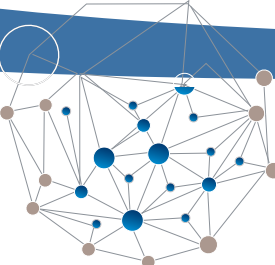
New



Save Your Space without Compromise

Powerful Performance and Compact Design

Compatible with Small and Medium-sized Hospitals and Labs

- 
- Small but powerful, the throughput is up to 200 tests/hour, and throughput per unit area is 294 T/h/m².
 - The latest intelligent washing technology and bidirectional temperature control measurement guarantee accurate and reliable results. The comprehensive advanced design of **MAGLUMI X3** ensures excellent performance.
 - Single reaction cup can avoid light pollution and increase cuvette utilization, its integrated packaging can avoid the stuck of the cuvette and destroying the cuvette wall.



All Balanced and Strong



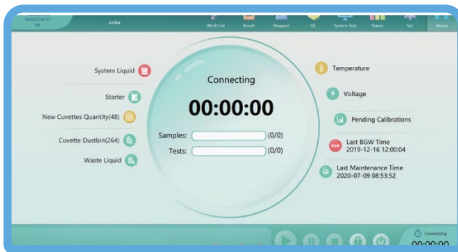
Reagent and Sample Loading

- 72 sample positions with barcode reader, STAT facility
- 20 reagent positions with RFID reader, 24h refrigerated at 10°C ($\pm 3^\circ\text{C}$)
- No-pause loading/unloading of reagents/samples/reaction cups without waiting or interrupting tests



Single Reaction Cup with Integrated Packaging

- Single reaction cup can avoid light pollution and increase the cuvette utilization
- Single reaction cup with integrated packaging can avoid the stuck of the cuvette and destroying the cuvette wall



Intelligent UI Interface

- New user-friendly UI interface (Support multi-language)
- Real-time display for monitoring each test procedure, reagent, and consumable quantities, it's convenient for the management
- Intelligent error recovery




Accurate Pipetting Technology

- Single needle coated with TEFLON to avoid carry-over
- Independent washing unit for the needle, with different washing modes depending on different assay
- Pipetting detection technologies include liquid level, clot, and crash detection can ensure accurate and normal pipetting



Accurate Incubation Technology

- Single reaction cup with five-sided heating at 37.0°C ($\pm 0.3^\circ\text{C}$), ensuring accurate, quick and uniform incubation
- Incubating 80 cuvettes simultaneously
- Non-contact mixing with different modes before incubation, ensuring sufficient reaction



High-Efficiency Washing Technology

- Magnetic separation washing with 4-step independent units and non-contact vortex mixing can reduce non-specific binding
- Different mixing modes depending on different assays, ensuring a sufficient washing to improve sensitivity

Outstanding Technologies

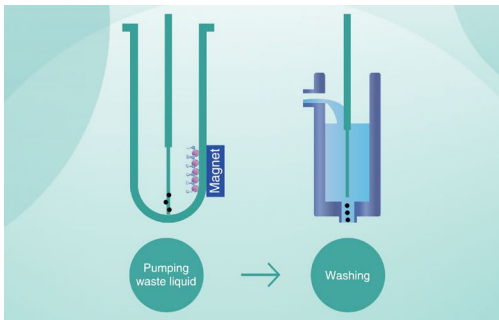


Stable and Accurate Measuring Chamber

- ABEI-label exclusive proprietary technology
- PMT with heating and cooling function, ensuring the detection precision
- Independent measuring room, avoiding light cross-contamination

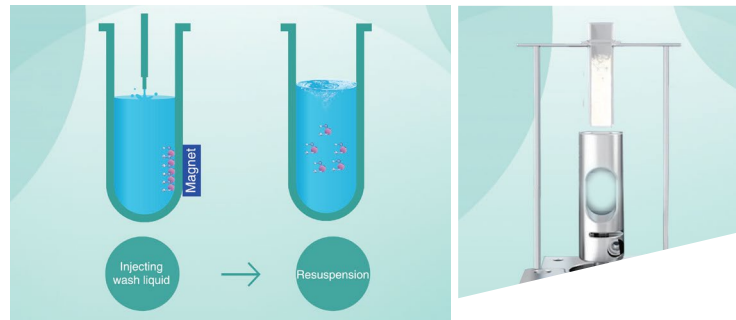
Exclusive Intelligent Washing Technology

Independent washing units for waste liquid needles



In the wash station, four waste liquid needles are equipped with four independent washing units to avoid the carry-over.

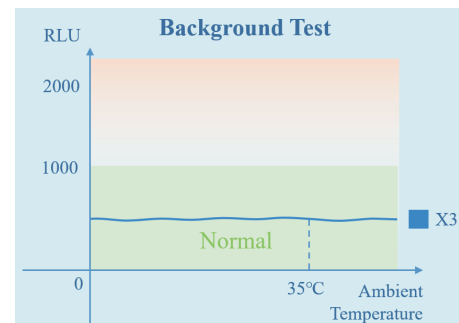
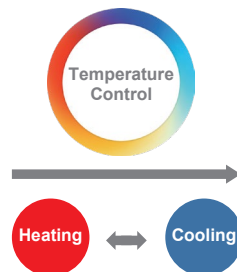
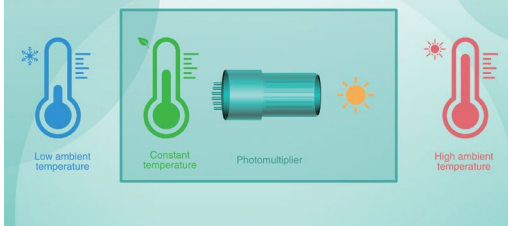
Magnetic separation washing and non-contact vortex mixing



Magnetic separation washing and non-contact vortex mixing units, with different mixing modes depending on different assays, ensuring a sufficient washing to reduce the non-specific binding.

Stable and Accurate Measuring Chamber

Bidirectional temperature control technology of photomultiplier tube



Automatic temperature control in the measuring chamber can keep a stable background value, not affected by the ambient temperature, ensuring the accuracy of measurement results.




Top 10 Highlights of MAGLUMI® X3

- 1 One of the highest space efficiency CLIA analyzers combines one of the broadest automated CLIA test menus.
- 2 The throughput is up to 200 tests/hour (Throughput per unit area is 294 T/h/m²). No worry about the lack of laboratory space.
- 3 **MAGLUMI®** reagent kits (183 parameters) and consumables are compatible with **MAGLUMI® X3**.
- 4 The comprehensive advanced design of **MAGLUMI® X3** ensures excellent performance.
- 5 Single reaction cup can avoid light pollution and increase cuvette utilization, its integrated packaging can avoid the stuck of the cuvette and destroying the cuvette wall.
- 6 No-pause loading/unloading of reagents/samples/reaction cups without waiting or interrupting tests.
- 7 Pipetting detection technologies include liquid level, clot, and crash detection can ensure accurate and normal pipetting.
- 8 The latest intelligent washing technology and bidirectional temperature control measurement guarantee accurate and reliable results.
- 9 Intelligent UI interface, user-friendly, easy, and convenient operation.
- 10 Intuitive indicator light make users no need to check reagents and consumables frequently.

MAGLUMI® X3 Reagent and Consumables



Reagent Kit



Reaction Cup



Starter 1+2



Light Check



Wash Concentrate



System Tubing Cleaning Solution

Broad CLIA Test Menu with 183 Assays



Thyroid

TSH (3rd Generation)
T4
T3
FT4
FT3
Tg (Thyroglobulin)
TGA (Anti-Tg)
Anti-TPO
TRAb
TMA
Rev T3
T-Uptake

Hepatic Fibrosis

HA
PIIIP N-P
C IV
Laminin
Cholyglycine
*GP73

TORCH

Toxo IgG
Toxo IgM
Rubella IgG
Rubella IgM
CMV IgG
CMV IgM
HSV-1/2 IgG
HSV-1/2 IgM
HSV-1 IgG
HSV-2 IgG
*HSV-1 IgM
*HSV-2 IgM

EBV

EBV EA IgG
EBV EA IgA
EBV VCA IgG
EBV VCA IgM
EBV VCA IgA
EBV NA IgG
EBV NA IgA

Inflammation Monitoring

CRP (High Sensitive)
PCT (Procalcitonin)
IL-6 (Interleukin 6)
SAA (Serum Amyloid A)
*TNF- α

Kidney Function

β_2 -MG
Albumin
*NGAL

Fertility

FSH
LH
HCG/ β -HCG
PRL (Prolactin)
Estradiol
Testosterone
free Testosterone
DHEA-S
Progesterone
free Estradiol
17-OH Progesterone
AMH
SHBG
Androstenedione
PIGF
sFlt-1

Hypertension

Direct Renin
Aldosterone
Angiotensin I
Angiotensin II
Cortisol
ACTH

Autoimmune

Anti-CCP
Anti-dsDNA IgG
ANA Screen
ENA Screen
Anti-Sm IgG
Anti-Rib-P IgG
Anti-Scl-70 IgG
Anti-Centromeres IgG
Anti-Jo-1 IgG
Anti-M2-3E IgG
Anti-Histones IgG
Anti-nRNP/Sm IgG
Anti-SS-B IgG
Anti-SS-A IgG
TGA(Anti-Tg)
Anti-TPO
TRAb
TMA
ICA
IAA(Anti Insulin)
GAD 65
Anti-IA2
Anti-MPO
*ZnT8
*Anti-Cardioliipin IgG
*Anti-Cardioliipin IgM
* β 2-Glycoprotein I IgG
* β 2-Glycoprotein I IgM

Immunoglobulin

IgM
IgA
IgE
IgG

Tumor Markers

AFP
CEA
Total PSA
f-PSA
CA 125
CA 15-3
CA 19-9
PAP
CA 50
CYFRA 21-1
CA 242
CA 72-4
NSE
S-100
SCCA
TPA-snibe
ProGRP
HE4
HER-2
PIVKA-II

Infectious Disease

HBsAg
Anti-HBs
HBeAg
Anti-HBe
Anti-HBc
Anti-HCV
Syphilis
Anti-HAV
HAV IgM
HIV Ab/Ag Combi
Chagas
HTLV I+II
H.pylori IgG
H.pylori IgA
H.pylori IgM
2019-nCoV IgG
2019-nCoV IgM
SARS-CoV-2 S-RBD IgG
SARS-CoV-2 Neutralizing Antibody
SARS-CoV-2 Ag
*Anti-HBc IgM
*Chlamydia Pneumoniae IgG
*Chlamydia Pneumoniae IgM
*Mycoplasma Pneumoniae IgG
*Mycoplasma Pneumoniae IgM

Glyco Metabolism

C-Peptide
Insulin
GAD 65
Anti-IA2
ICA
IAA (Anti Insulin)
Proinsulin
*Glucagon
*ZnT8

Cardiac

CK-MB
Troponin I
Myoglobin
hs-cTnl
H-FABP
NT-proBNP
BNP
D-Dimer
Lp-PLA2
MPO
*HCY

Coagulation Marker

D-Dimer
*TAT
*TM
*PIC
*tPAIC

Metabolism

Pepsinogen I
Pepsinogen II
Gastrin-17
GH (hGH)
IGF-I
IGFBP-3

Prenatal Screening

AFP(Prenatal Screening)
Free β -HCG
PAPP-A
free Estriol

Anemia

Vitamin B12
Ferritin
Folate (FA)
EPO
RBC Folate

Drug Monitoring

Digoxin
CSA (Cyclosporine A)
FK 506 (Tacrolimus)

Bone Metabolism

Calcitonin
Osteocalcin
25-OH Vitamin D
Intact PTH
 β -CrossLaps (β -CTx)
total P1NP

* Available soon

Technical Specifications

Chemiluminescence Principle

- Direct chemiluminescence
- Magnetic microbeads separation, fast and efficient
- Key technology of ABEL-label and magnetic microbead separating enhances stability and sensitivity of **MAGLUMI®** reagents

Main Features

- Throughput: up to 200 tests/hour
- Space occupied < 0.68m², throughput of per unit area > 294T/h/m²
- 24 hours ready to use

Reagent Loading

- 20 reagent positions on board with no-pause loading/unloading
- 24-hour refrigerated, constant at 10°C (±3°C) in reagent area
- RFID reading all information of reagent
- Indicator light available, real-time status monitoring

Sample Loading

- Up to 72 sample positions
- No-pause loading/unloading, STAT available
- Indicator light available, real-time status monitoring
- Barcode recognition: Barcode reader available
- Types of sample tube: micro sample cup, blood collection tube, plastic test tube
- Sample editing mode: LIS connection, barcode recognition, manual editing

Reagent Features

- **MAGLUMI®** reagent kits are compatible with all **MAGLUMI®** analyzers
- Calibrators and internal controls included
- 10 points master curve, 2-points re-calibration
- RFID tag storing all informations of reagents
- Storage temperature 2°C-8°C

Reaction System

- Single reaction cup with five-sided heating at 37.0°C (±0.3°C) incubation, ensuring accurate, quick and uniform incubation
- Incubating 80 cuvettes simultaneously
- Non-contact mixing with different modes before incubation, ensuring sufficient reaction

Sampling System

- Titanium needle for crushproof
- Teflon coated for carry-over prevention
- Liquid level detection, clot detection, prevent bubble interference, collision detection, wash automatically

Consumable System

- Single cup design, no-pause loading/unloading
- Starters: 230mL of Starter 1 and Starter 2
- System liquid: Up to load 10L at one time
- Indicator light monitors real-time consumable quantity

Washer

- 4-step washing technology
- Intelligent magnetic field design ensure excellent separation
- Three independent non-contact magnetic microbeads vortex cleaning technology
- Resuspension washing mode efficiently reduces non-specific binding and improves sensitivity
- Independent washing unit for waste liquid needle can completely wash without residue

Measuring Chamber

- High-sensitivity and low-noise photomultiplier tube (PMT)
- Heating and cooling bidirectional temperature control function included
- Original light pollution isolation technology prevents light pollution and ensures accurate and reliable results

Software System

- Friendly software UI design, humanized instrument operation procedure
- Real-time status display for each test procedure
- Self-recovery function make sure the analyzer running smoothly without unnecessary manual intervention
- Bidirectional **Snibelis™** connection by TCP/IP and COM Port
- Supporting **SnibeLinker™** remote diagnosis system

Dimensions & Weight

- Dimensions: 78 (h) × 90 (w) × 75 (d) cm
- Weight: 127 kg

MAGLUMI®, Snibelis™ and SnibeLinker™ are trademarks of Snibe.
All other product names and trademarks are the property of their respective owners.

TOLL FREE
1800-270-1027



Shenzhen New Industries Biomedical Engineering Co., Ltd.
(SNIBE Co., Ltd.)

No.23, Jinxiu East Road, Pingshan District, 518122 Shenzhen,
P.R. China



Marketed in India by:

VECTOR BIOTEK PVT. LTD.

Factory & Registered Office:

425, NEW GIDC, KABILPORE, NAVSARI - 396 424. (GUJ.) INDIA
Toll free: 1800-270-1027 | Tel: +91-83757 94103 | Fax: +91-2637-265105
E-mail: service@vectorbiotechindia.com | Web: www.vectorbiotechindia.com
CIN No. U33112GJ2002PTC040978